

*FINANCIAL
STATEMENT*
2025

**Step by step
into the
future**

TODAY.
TOMORROW.
TOGETHER.

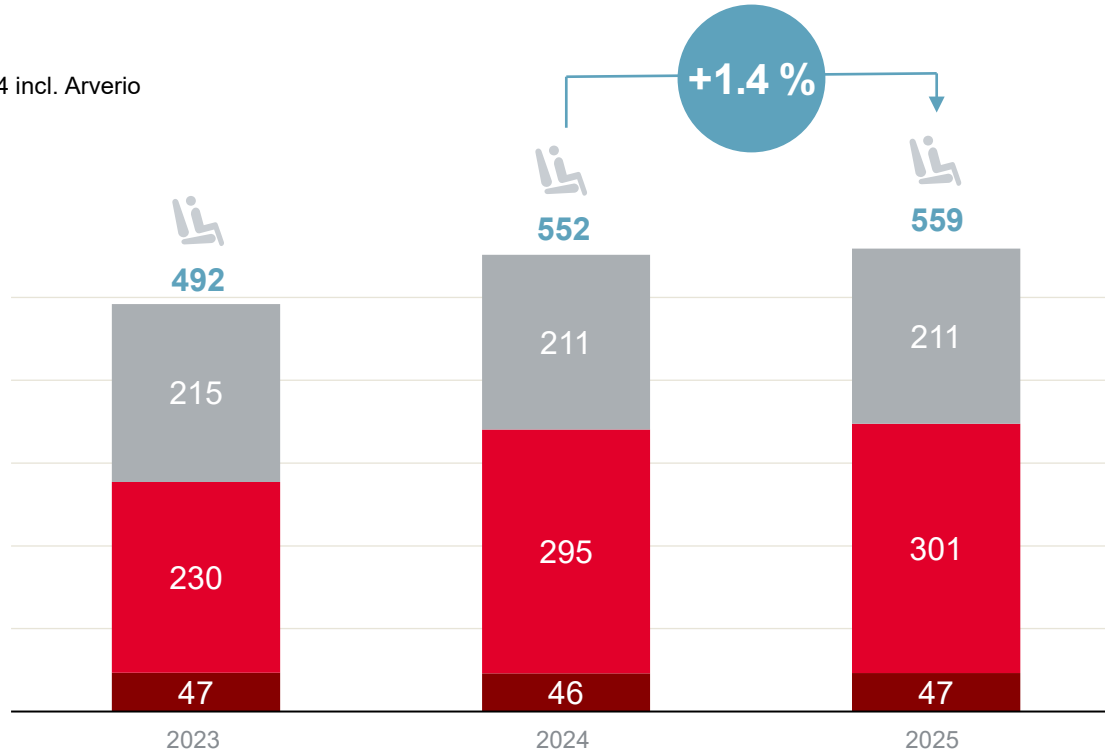


17 April 2026

Passenger transport: passenger numbers continue to grow

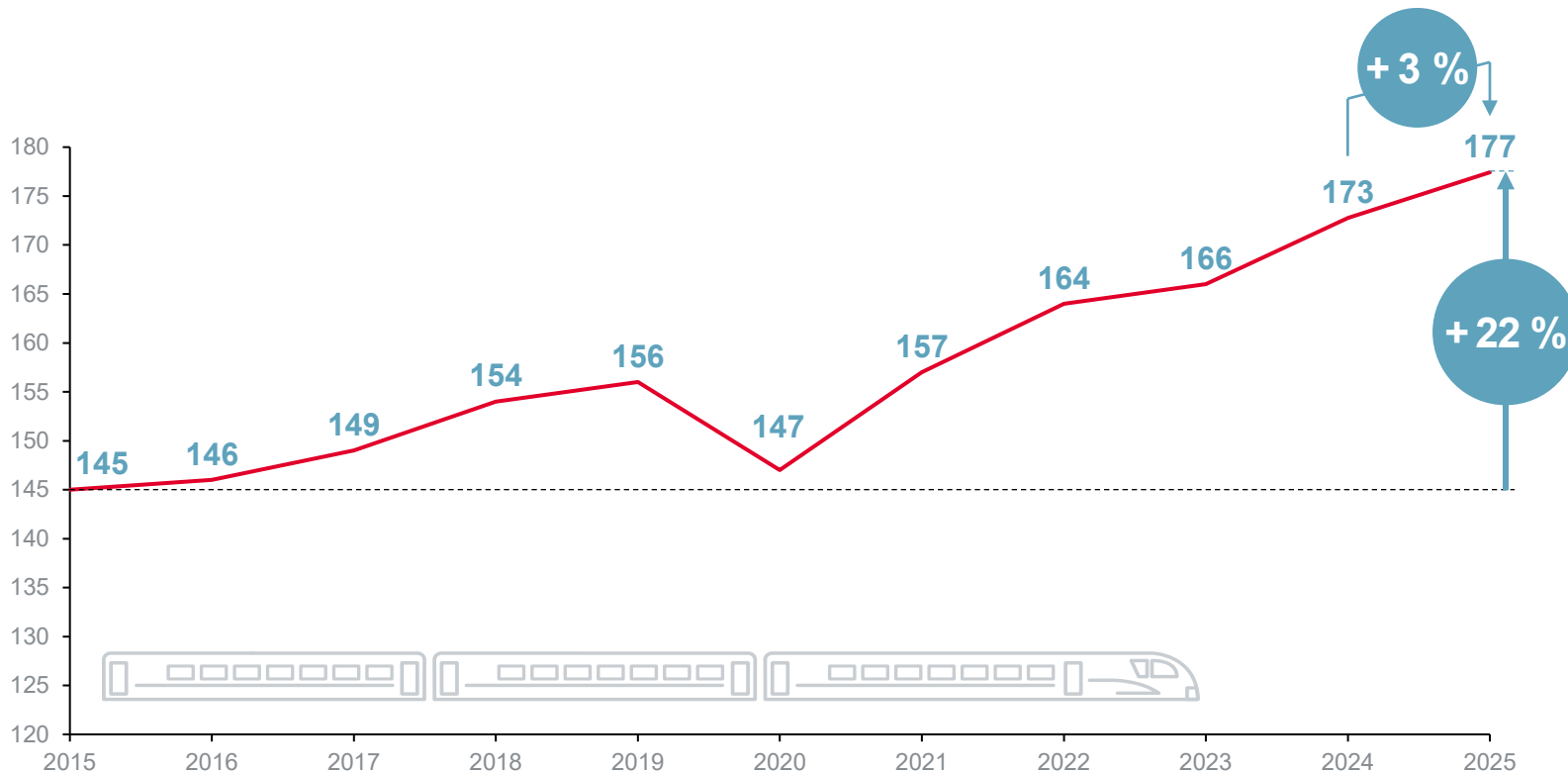
In millions of passengers

- Bus transport
- Local transport from 2024 incl. Arverio
- Long-distance transport



Infrastructure: More trains on the ÖBB network again

In millions of train-km

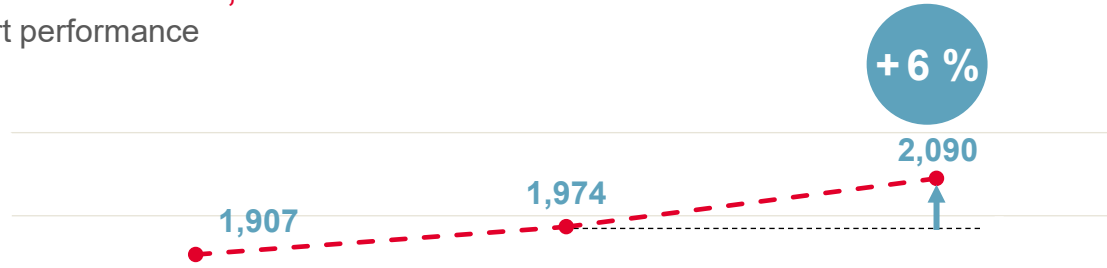


Freight traffic: more turnover, less volume

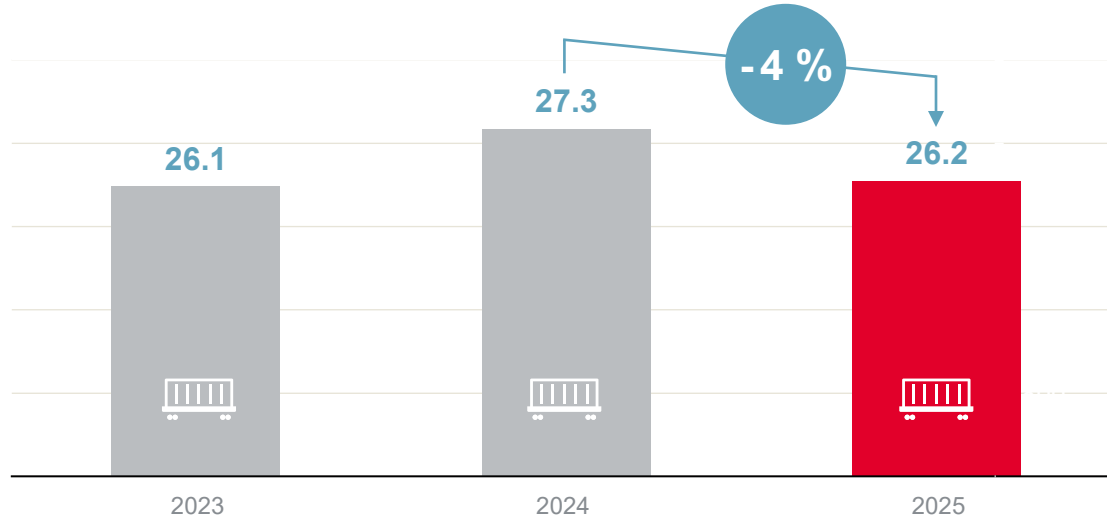
Turnover and transport performance



Freight traffic turnover
In € million

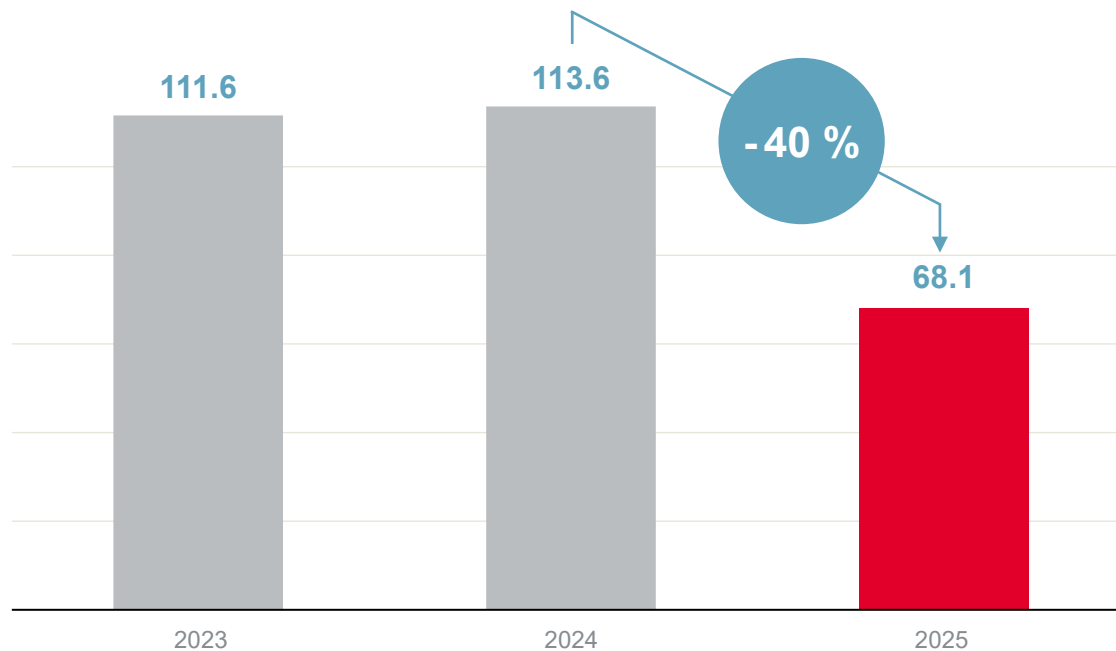


Transport volume
In billions of net tkm



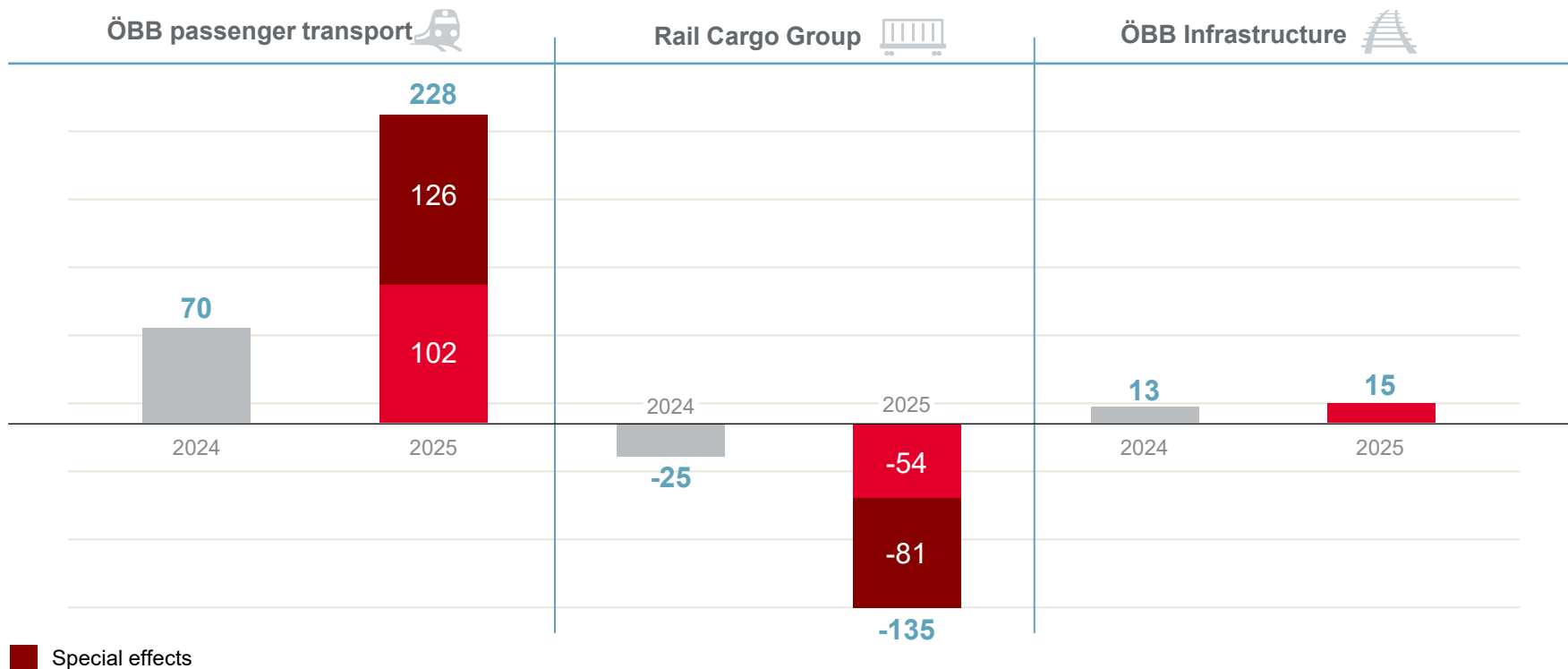
Recession depresses Group earnings in 2025

Earnings before taxes (EBT) in EUR million



Special effects determine the earnings of the sub-groups

Earnings before taxes (EBT) sub-groups 2024 vs. 2025 in EUR million



ÖBB Group Profit & Loss Statement

in EUR million



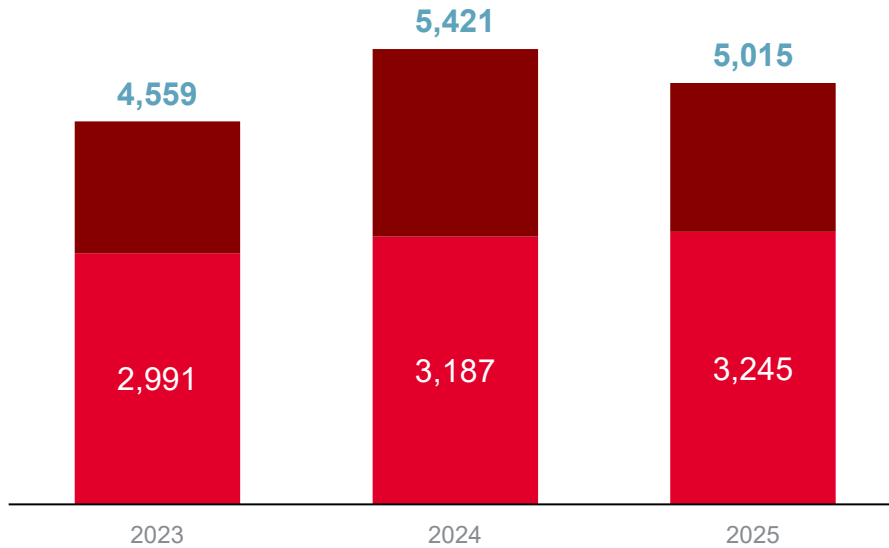
	2025	2024	Δ in %	
Total income	9,676	8,997	8 %	▲
Total expenses	- 8,943	- 8,289	8 %	▼
of which cost of materials and related services	- 2,845	- 2,627	8 %	▼
of which personnel expenses	- 3,737	- 3,554	5 %	▼
of which depreciation and amortization	- 1,707	- 1,521	12 %	▼
of which other oper. expenses	- 655	- 587	11 %	▼
EBIT	733	708	4 %	▲
Financial performance	- 665	- 594	- 12 %	▼
EBT	68	114	- 40 %	▼

Five billion euros for infrastructure and fleet renewal

Capital expenditure - ÖBB Group in EUR million



- Total capital expenditure
- of which framework plan 25-30



Major construction projects:
Semmering and Brenner Base Tunnel



Station modernisation



Construction and expansion of power plants (e.g. > 25 new PV plants)



Electrification programme



Digitalisation

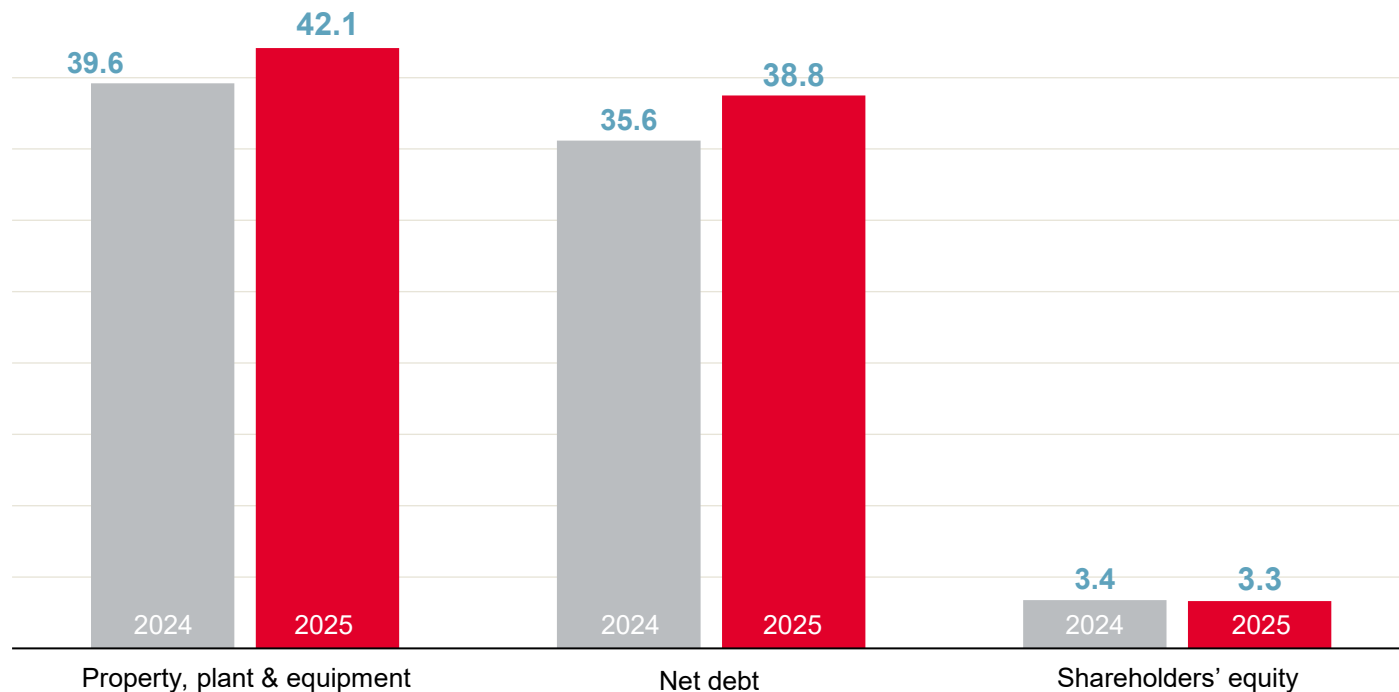


Fleet renewal

Capital expenditure increases property, plant & equipment and net debt



Property, plant and equipment, net debt & shareholders' equity in EUR billion

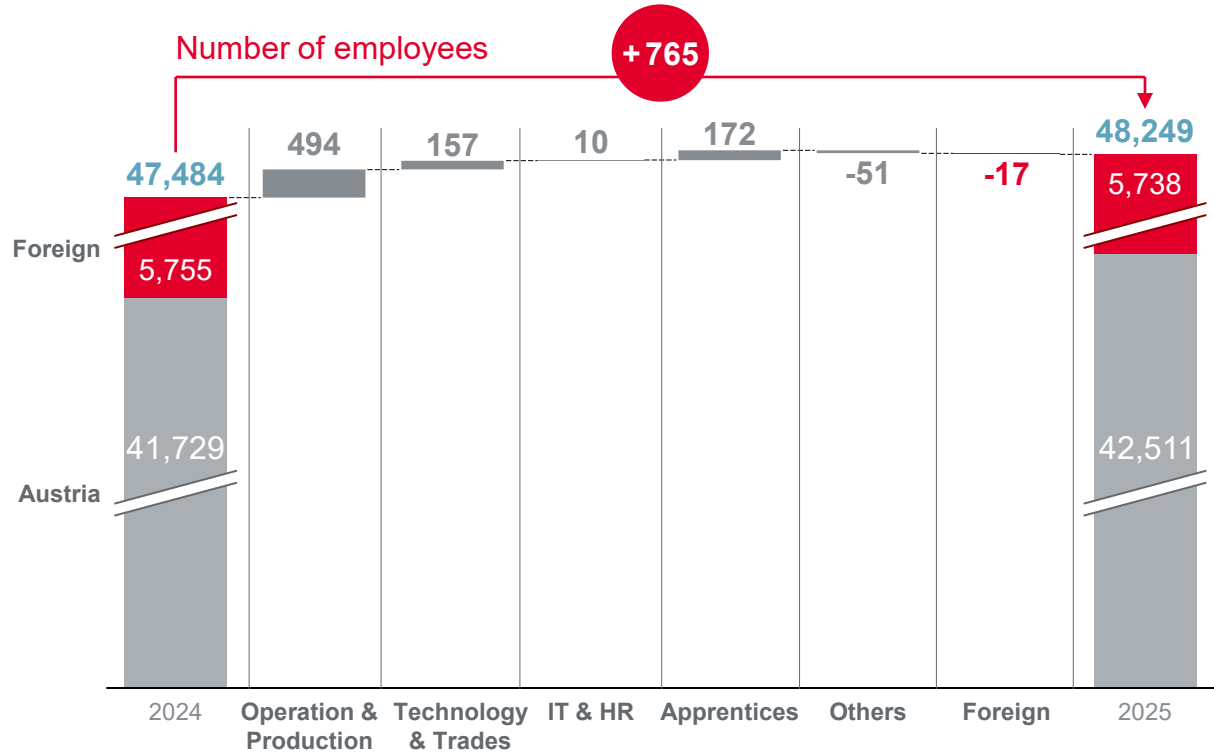
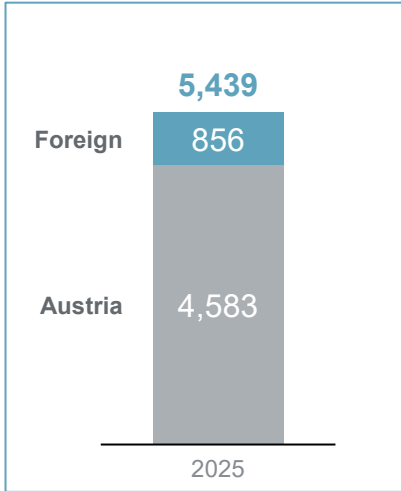


More than 5400 new hires throughout the Group

Headcount; incl. apprentices



New intake



ESG/Sustainability: We're running green!



Environment and climate

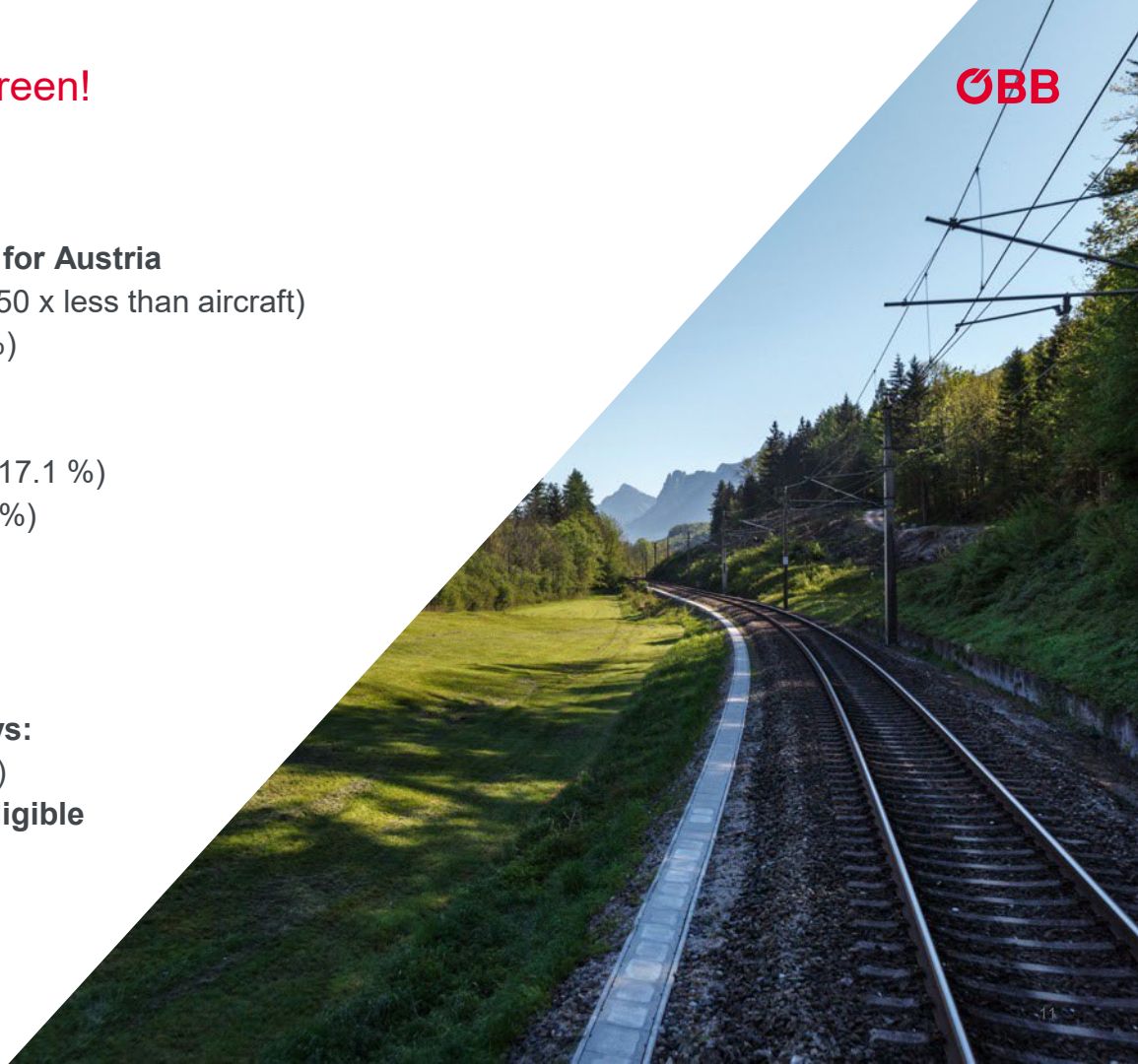
- More than 4.2 million tonnes of CO₂ saved for Austria
- 30 x less CO₂ emissions than car or lorry (50 x less than aircraft)
- 77 % of railway lines electrified (2024: 75 %)

Equal pay, equal careers

- 17.5 % of the ÖBB team are women (2024: 17.1 %)
- 22.7 % of managers are female (2024: 21.5 %)
- 25 % female apprentices
- 1.5 % gender pay gap (17.6 % in AUT)







Responsible leadership

- Fewer occupational accidents and lost days:
15.1 Occupational Safety Index (2024: 17.2)
- 9 out of 10 invested euros are taxonomy-eligible



ÖBB fleet: current review and outlook



	Start of customer operation	2025	2026	2027
	Nightjet new generation	9	3	
	Railjet new generation		6	10
	Railjet double decker new		5	9
	Cityjet double decker new		45	27
	Cityjet DML & Interregio	28	20	
	IC double decker	12	5	
<i>As of April 2026</i>	In total	49	84	46

Step by step into the future



ÖBB passenger transport

- More services, more passengers - Koralm Railway / Interregio & Arverio
- Postbus focusses on eco-drives - 97 e-buses and 35 hydrogen buses

Rail Cargo Group

- Implementing measures to reverse the trend
- Further development of TRANSFER connections

ÖBB Infrastructure

- Modernisation and digitalisation - suburban railway upgrade with ETCS
- New construction & extension - connecting railway, Semmering Base Tunnel, Brenner Base Tunnel

ÖBB Group

- Specialist staff for the future - more money for more apprentices
 - Making the Group fit for the future - increasing competitiveness & earnings
-



*FINANCIAL
STATEMENT*
2025

**Step by step
into the
future**

TODAY.
TOMORROW.
TOGETHER.



17 April 2026